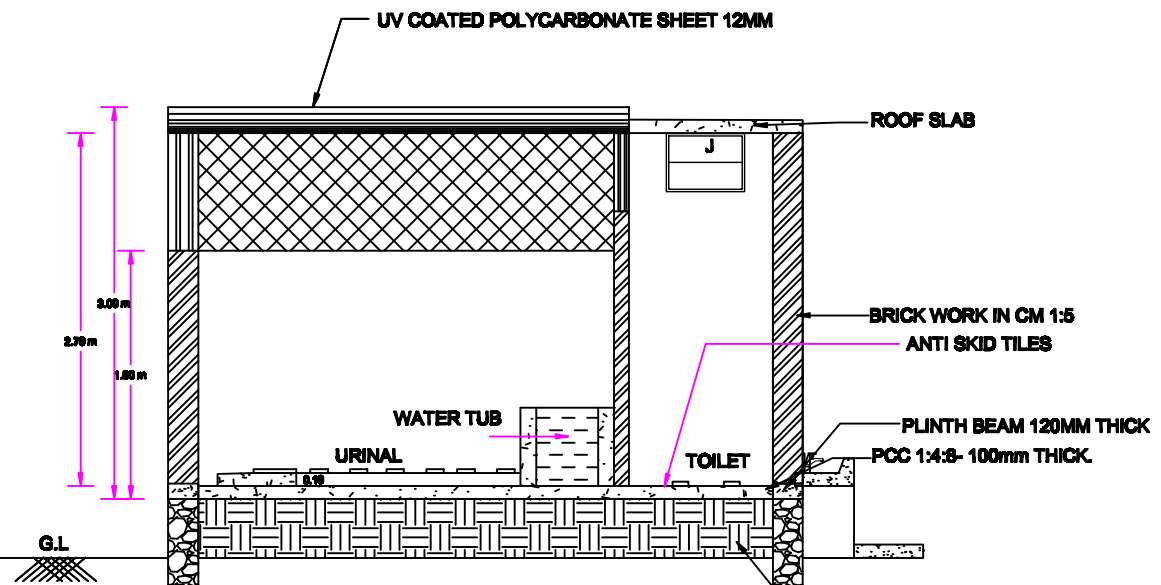
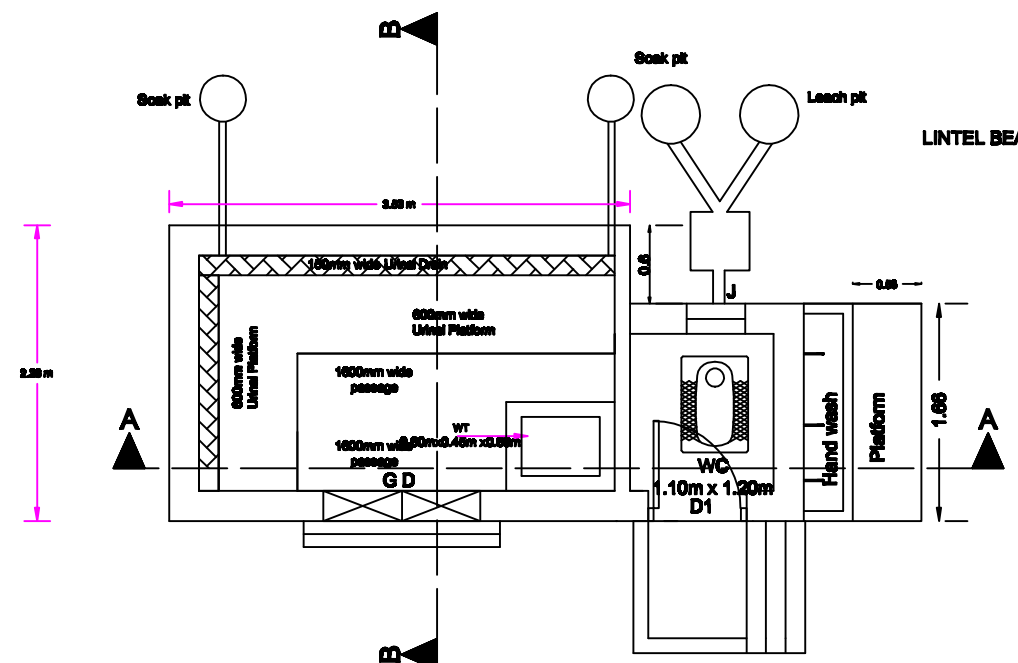


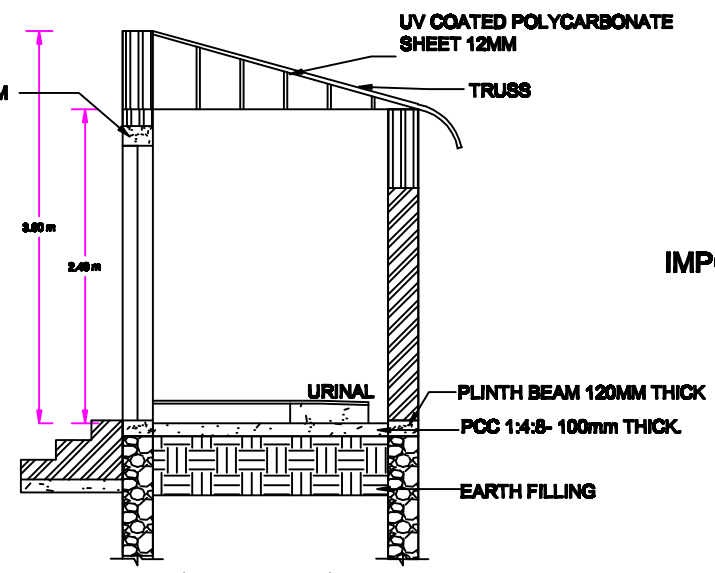
ELEVATION



CROSS SECTION "AA"



PLAN



CROSS SECTION "BB"

IMPORTANT NOTES

1. THE FLOORING SHOULD BE OF ANTI SKID NATURE TO AVOID SLIPPING
2. THE FLOORING MATERIAL SHOULD BE A CONTINUOUS SURFACE WITH MINIMUM SEALED JOINTS TO PREVENT ACCUMULATION OF DIRT.
3. SHARP CORNERS HAVE TO BE AVOIDED. OUT SIDE CORNERS HAVE TO BE CHAMFERED OR ROUNDED.
4. DOOR LATCH HEIGHT SHOULD NOT BE MORE THAN 550 MM
5. THE HEIGHT OF HAND WASH SHOULD NOT BE MORE THAN 635MM AND THE TAPS SHOULD BE FIIXED AT 600MM INTERVAL
6. PASSAGE ROOF SHOULD BE UV COATED POLYCARBONITE SHEET OF 12MM THICK
7. TOILET BASEMENT, SEPTIC TANK, LEACH PITS OR SOAK PITS MUST BE PROVIDED AS PER THE SOIL CONDITION OF THE PROPOSED SITE.
8. THE SLOPE INSIDE THE TOILET UNIT SHOULD BE TOWARDS THE TOILET SEAT TO DRAIN OFF WATER

AREA=109.54 Sqft

SCHEDULE OF JOINERIES

D1	Door 1	0.75m x 2.10m
J	Jolly	0.60m x 0.45m
GD	Out Swing Double Grill door	1.20m x 2.10m

**TYPE-5
MINI COMMUNITY SANITARY COMPLEX FOR BOYS (ELEMENTARY)**